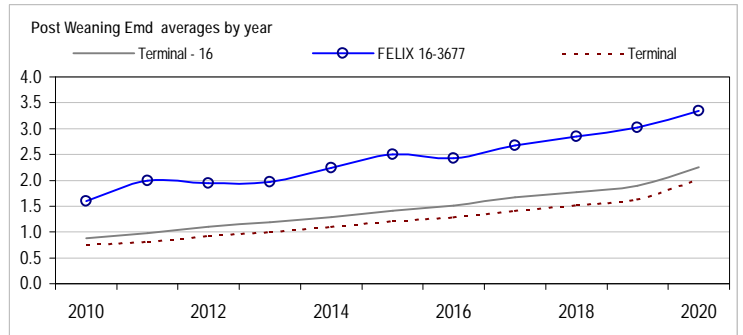
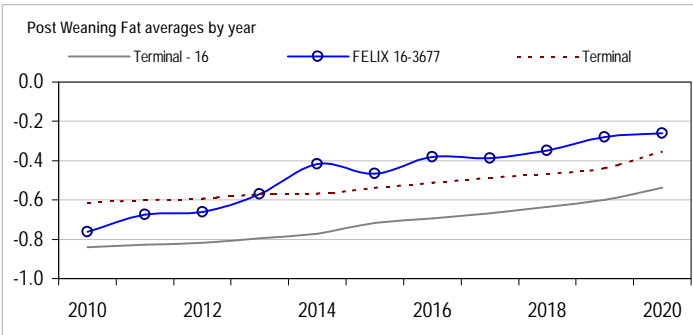
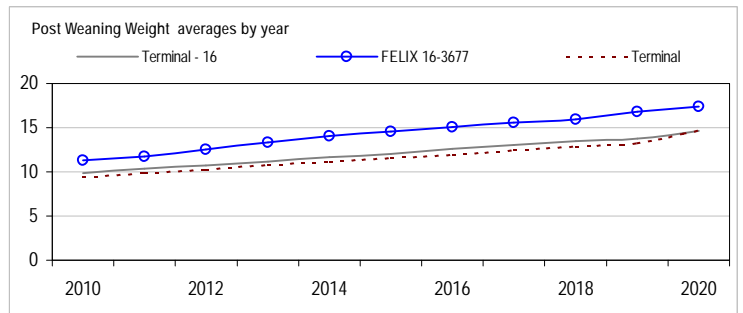
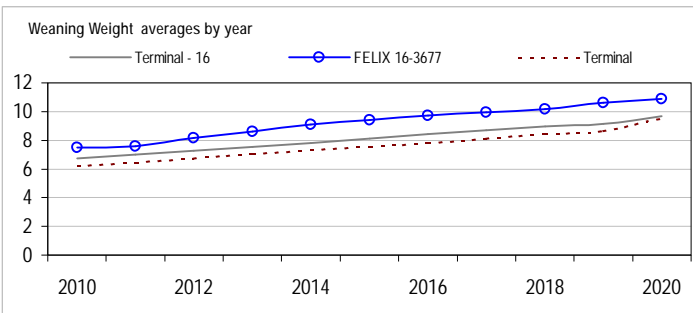
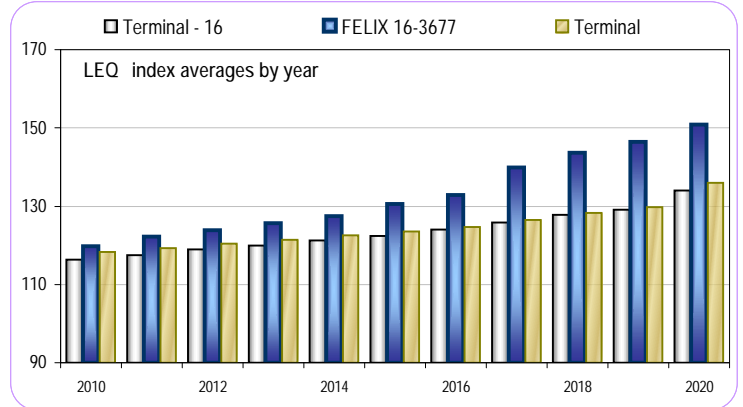
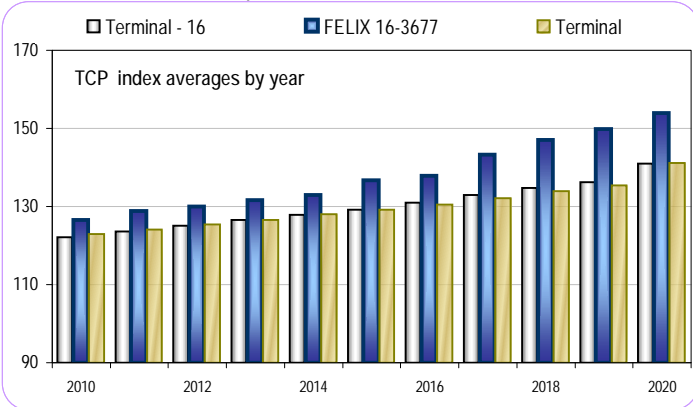
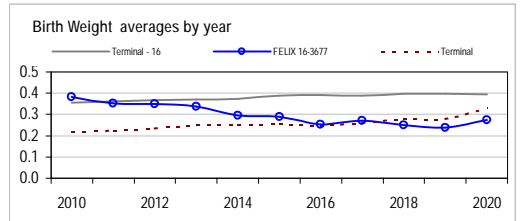


Analysis : **Terminal - 16**

Dated : **1 November 2020**



Terminal - 16								
	Bwt	Wwt	Pwwt	Pfat	Pemd	TCP	LEQ	Counts
2011	0.36	7.01	10.34	-0.83	0.98	123.6	117.5	48511
2012	0.37	7.26	10.72	-0.82	1.10	125.1	118.9	48294
2013	0.37	7.53	11.19	-0.79	1.19	126.5	120.0	47401
2014	0.37	7.83	11.64	-0.77	1.29	127.9	121.2	47337
2015	0.39	8.10	12.06	-0.72	1.42	129.2	122.4	48304
2016	0.39	8.42	12.59	-0.69	1.52	131.0	124.1	47676
2017	0.39	8.70	13.07	-0.67	1.67	133.0	125.8	49475
2018	0.40	8.98	13.49	-0.64	1.77	134.8	127.7	46413
2019	0.40	9.17	13.80	-0.60	1.89	136.2	129.1	45426
2020	0.40	9.68	14.67	-0.54	2.26	141.1	134.0	23877



Reports are prepared using data supplied by breeders and/or accredited operators for the analysis. SheepGenetics cannot guarantee the accuracy of this data. ASBV's are designed to estimate genetic merit of animals from the data supplied. Reports are provided to assist breeders but no liability is accepted for the outcome resulting from the use of this information.

FELIX 16-3677								
	Bwt	Wwt	Pwwt	Pfat	Pemd	TCP	LEQ	Counts
2011	0.35	7.59	11.77	-0.67	1.99	128.8	122.2	873
2012	0.35	8.16	12.54	-0.66	1.95	130.0	123.8	843
2013	0.34	8.61	13.30	-0.57	1.97	131.7	125.6	835
2014	0.30	9.12	14.03	-0.42	2.25	133.0	127.5	814
2015	0.29	9.41	14.55	-0.47	2.50	136.8	130.6	1001
2016	0.25	9.74	15.10	-0.38	2.43	137.9	132.9	967
2017	0.27	9.96	15.61	-0.39	2.68	143.3	139.9	994
2018	0.25	10.16	15.98	-0.35	2.85	147.0	143.6	1079
2019	0.24	10.60	16.80	-0.28	3.02	149.8	146.5	1075
2020	0.27	10.89	17.40	-0.26	3.35	153.9	150.9	954

Linkage Summary	
FELIX 16-3677	
Weights	Yes
Carcase	Yes
WEC	Yes
Reproduction	Yes
Site Code	163677

08-November-2020

