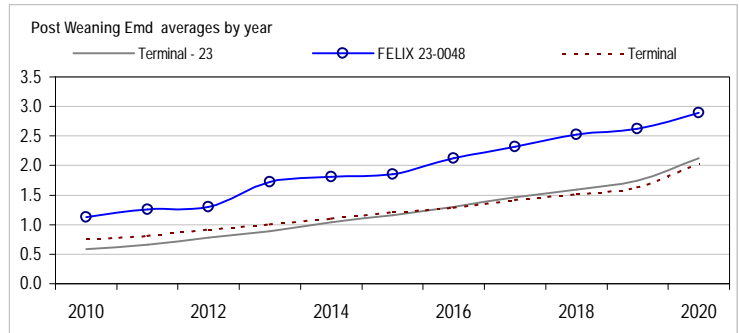
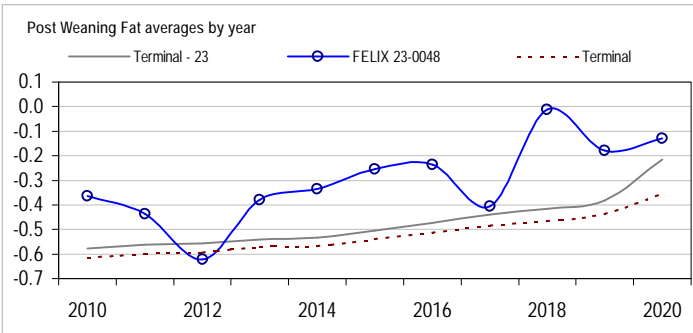
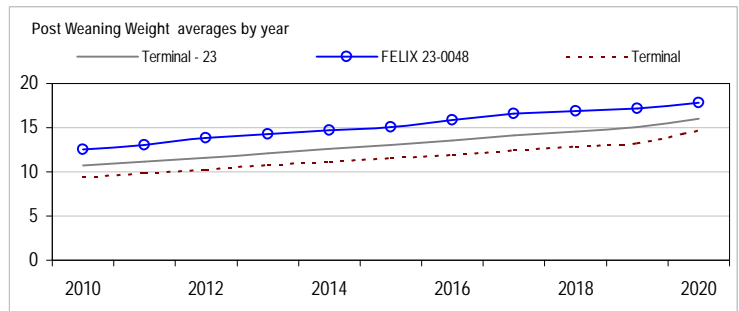
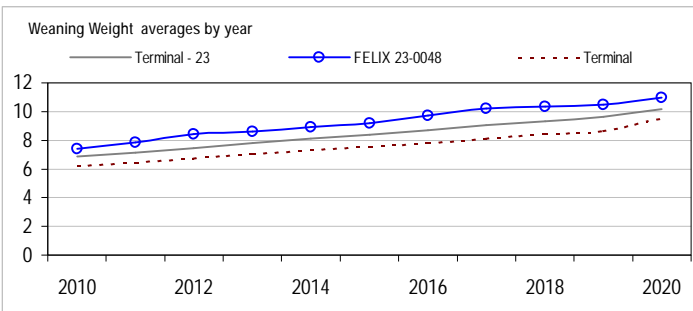
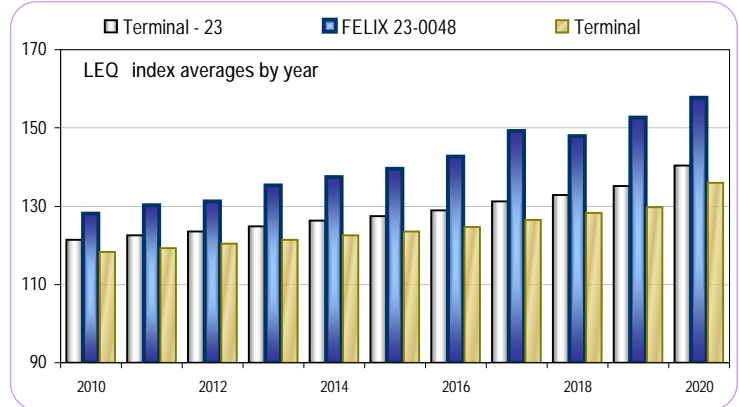
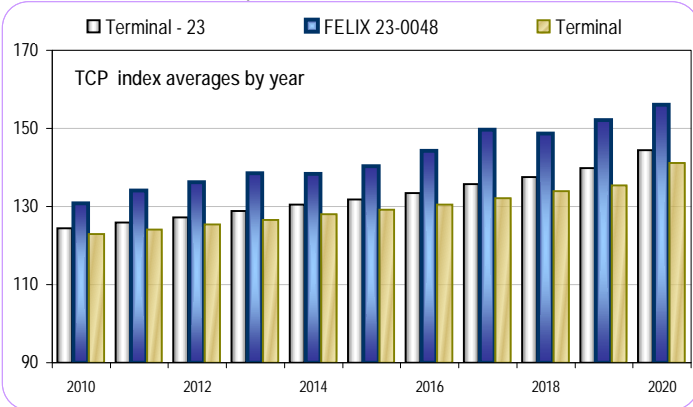
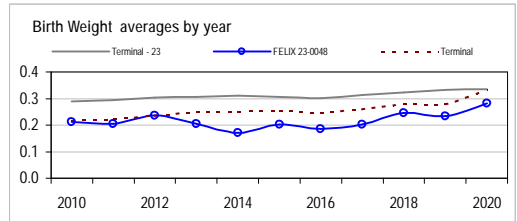


Analysis : **Terminal - 23**

Dated : **1 November 2020**



Terminal - 23								
	Bwt	Wwt	Pwwt	Pfat	Pemd	TCP	LEQ	Counts
2011	0.30	7.14	11.14	-0.56	0.66	125.8	122.6	48266
2012	0.30	7.46	11.59	-0.56	0.78	127.2	123.6	48311
2013	0.31	7.79	12.12	-0.54	0.89	128.8	124.9	46660
2014	0.31	8.12	12.62	-0.53	1.04	130.5	126.4	45032
2015	0.31	8.40	13.06	-0.50	1.16	131.8	127.4	47263
2016	0.30	8.70	13.54	-0.47	1.30	133.5	128.9	48600
2017	0.31	9.08	14.16	-0.44	1.47	135.7	131.2	54721
2018	0.32	9.32	14.55	-0.42	1.59	137.5	132.9	52864
2019	0.33	9.65	15.08	-0.38	1.74	139.8	135.2	51087
2020	0.33	10.16	15.98	-0.22	2.12	144.5	140.5	26458



Reports are prepared using data supplied by breeders and/or accredited operators for the analysis. SheepGenetics cannot guarantee the accuracy of this data. ASBV's are designed to estimate genetic merit of animals from the data supplied. Reports are provided to assist breeders but no liability is accepted for the outcome resulting from the use of this information.

FELIX 23-0048								
	Bwt	Wwt	Pwwt	Pfat	Pemd	TCP	LEQ	Counts
2011	0.21	7.84	13.04	-0.44	1.26	134.1	130.3	616
2012	0.24	8.45	13.81	-0.62	1.30	136.3	131.2	506
2013	0.21	8.60	14.29	-0.38	1.73	138.6	135.3	482
2014	0.17	8.94	14.68	-0.33	1.81	138.3	137.4	419
2015	0.20	9.19	15.05	-0.25	1.85	140.4	139.6	536
2016	0.19	9.72	15.84	-0.24	2.12	144.2	142.6	485
2017	0.20	10.22	16.61	-0.41	2.32	149.8	149.3	541
2018	0.25	10.35	16.90	-0.01	2.53	148.7	147.9	568
2019	0.23	10.50	17.20	-0.18	2.63	152.1	152.7	591
2020	0.28	10.95	17.84	-0.13	2.89	156.0	157.7	371

Linkage Summary	
FELIX 23-0048	
Weights	Yes
Carcase	Yes
WEC	Yes
Reproduction	Yes
Site Code	230048

08-November-2020

